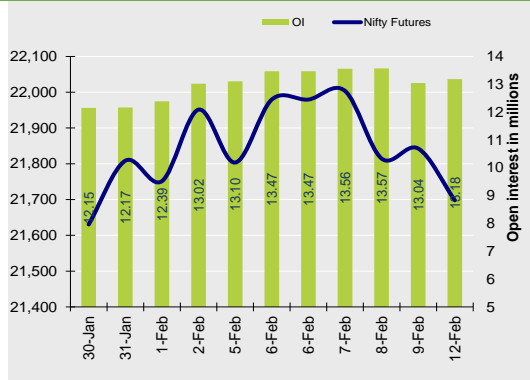


Nifty Snapshot

	Close	Prv Cl.	Ab chg	% chg
Spot	21,616.05	21,782.50	-166.45	-0.76
Futures	21,697.85	21,842.60	-144.75	-0.66
OI(ml shr)	13.18	13.04	0.14	1.10
Vol (lots)	147847	163465	-15618	-9.55
COC	81.80	60.10	21.70	36.1
PCR-OI	0.88	0.98	-0.10	-10.1

Nifty Futures Price v/s OI



Institutional Activity in previous trading session

(in Rs cr.)	Buy	Sell	Net
Index Futures	3316.18	3441.88	-125.70
Index Options	1918106.63	1930219.20	-12112.57
Stock Futures	23175.02	21569.17	1605.85
Stock Options	39013.68	39491.62	-477.94
FII Cash	9,156.97	9,030.37	126.60
DII Cash	11,183.90	9,472.15	1,711.75

Net FII Activity (in Rs cr.)

Date	Idx Fut	Stk Fut	Idx Opt	Cash
12-Feb	-125.7	1605.9	-12112.6	127
9-Feb	656.7	-2172.9	-6381.0	142
8-Feb	-1204.7	-6201.6	-26255.7	-4934
7-Feb	-1253.5	-4144.6	-11624.8	-1691
6-Feb	567.9	-1891.7	-18860.0	93
5-Feb	1308.4	-524.1	-21990.3	519

Technical Pivot (Intraday):

	S2	S1	PIVOT	R1	R2
NIFTY	21390	21545	21815	21970	22245
BANKNIFTY	44100	44595	45300	45795	46495

(Price is in Rs; OI is in million units; Price chg and OI chg are in percentage) **NB RESEARCH**

Fresh Longs seen in:

Scrip	Price	Price chg	OI	OI Chg
ASTRAL	1945.8	4.5	3.2	15.0
HCLTECH	1664.3	2.0	13.9	14.0
LTTS	5599.2	0.1	0.7	10.0

Short Covering seen in:

Scrip	Price	Price chg	OI	OI Chg
DIVISLAB	3747.1	2.4	3.7	-9.1
ESCORTS	2819.5	0.3	2.8	-9.0
AUROPHARMA	1020.5	1.8	25.6	-6.1

Fresh Shorts seen in:

Scrip	Price	Price chg	OI	OI Chg
FINNIFTY	19996.8	-1.5	0.1	18.8
BHARATFORG	1133.8	-14.1	8.6	15.3
IPCALAB	1161.2	-2.3	3.6	14.5

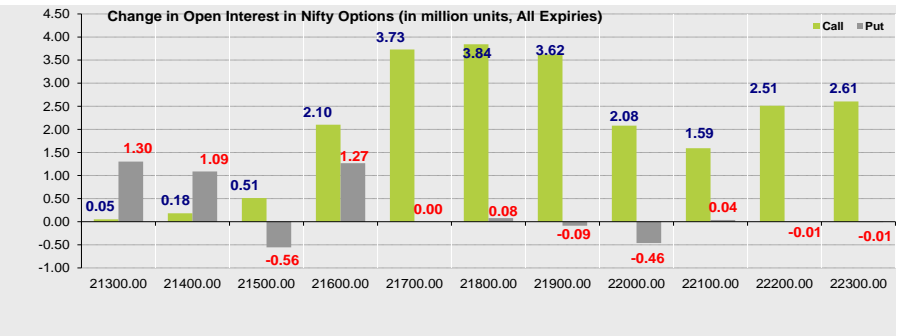
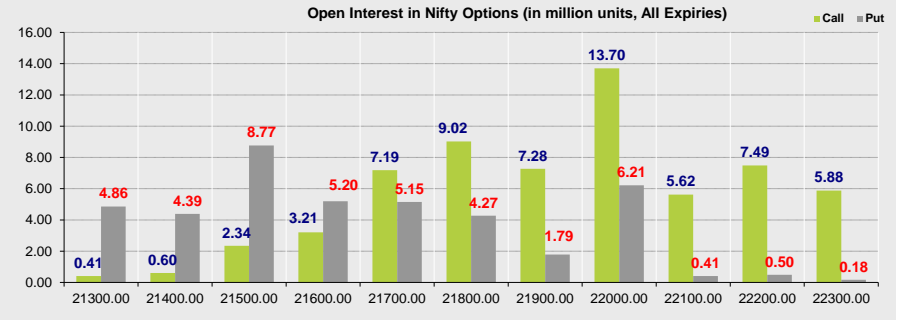
Long Unwinding seen in:

Scrip	Price	Price chg	OI	OI Chg
SBIN	709.2	-2.5	112.6	-8.6
SIEMENS	4240.1	-1.0	1.2	-7.4
UBL	1729.4	-2.9	2.3	-6.4

Summary

- Indian markets closed on a negative note where selling was mainly seen in Banking, Metals and Oil & Gas Sectors. Nifty Feb Futures closed at 21697.85 (down 144.75 points) at a premium of 81.80 pts to spot.
- FII's were net buyers in Cash to the tune of 126.60 Cr and were net sellers in index futures to the tune of 125.70 Cr.
- India VIX increased by 3.98% to close at 16.06 touching an intraday high of 16.54.

Open Interest in Nifty Options:



- The above second chart shows previous trading day's change in Nifty options where Addition in OI were seen in 21300, 21400, 21600 strike Puts and at 21900, 21800, 21700, 21600 strike Calls indicating market is likely to remain range bound in the near term.
- Highest OI build-up is seen at 22000 strike Calls and 21500 strike Puts, to the tune of 13.70mn and 8.77mn respectively.

Outlook on Nifty:

Index is likely to open on a positive note today and is likely to remain range bound during the day.

NIFTY50 Options OI (CE OI = Resistance) (PE OI = Support)			
Symbol	Highest CE OI	Highest PE OI	CMP
ADANIPTS	1300	1200	1251
ADANIENT	3200	3100	3182
ASIANPAINT	3000	2900	2962
AXISBANK	1100	1000	1049
BAJAJ-AUTO	8000	7000	7840
BAJAJFINSV	1700	1550	1565
BAJFINANCE	7000	6500	6581
BHARTIARTL	1200	1100	1124
BPCL	530	480	593
BRITANNIA	5200	4800	4985
CIPLA	1500	1300	1437
COALINDIA	450	400	430
DIVISLAB	3800	3600	3747
DRREDDY	6300	6000	6348
EICHERMOT	4000	3800	3884
GRASIM	2200	2000	2151
HCLTECH	1700	1500	1664
HDFCBANK	1500	1400	1399
HDFCLIFE	600	580	580
HEROMOTOCO	4800	4800	4701
HINDALCO	600	580	585
HINDUNILVR	2500	2500	2397
ICICIBANK	1050	1000	997
ITC	450	420	409
INDUSINDBK	1600	1600	1455

NIFTY50 Options OI (CE OI = Resistance) (PE OI = Support)			
Symbol	Highest CE OI	Highest PE OI	CMP
INFY	1700	1600	1687
IOC	200	175	176
JSWSTEEL	840	750	812
KOTAKBANK	1800	1700	1716
LT	3500	3400	3310
LTIM	6000	5000	5522
M&M	1700	1600	1663
MARUTI	11000	9800	10737
NESTLEIND	2600	2300	2462
NTPC	340	300	317
ONGC	260	250	255
POWERGRID	280	270	266
RELIANCE	3000	2700	2916
SBILIFE	1600	1300	1441
SBIN	650	650	709
SUNPHARMA	1550	1500	1531
TATACONSUM	1200	1100	1126
TATAMOTORS	1000	900	916
TATASTEEL	150	130	138
TCS	4200	4000	4139
TECHM	1400	1300	1321
TITAN	3800	3500	3593
ULTRACEMCO	10500	9500	10010
UPL	550	500	462
WIPRO	500	500	503

Derivative Recommendations:

Stock Name	Call (Buy/Sell)	Entry price	Targets	Stop Loss	Duration	Status
ONGC 270 CE	Buy	6	14	2	Positional	Open

FROM THE EQUITY DERIVATIVE DESK:

NIRAV HARISH CHHEDA
AVP - DERIVATIVES AND TECHNICAL RESEARCH
E-Mail: nirav.chheda@nirmalbang.com
Tel no: 6273-8199/8000

AMIT BHUPTANI
SNR.DERIVATIVES AND TECHNICAL RESEARCH ANALYST
E-Mail: amit.bhuptani@nirmalbang.com
Tel no: 6273-8242/8000

DISCLOSURES

Research Reports that are published by Nirmal Bang Securities Private Limited (hereinafter referred to as "NBSPL") are for private circulation only. NBSPL is a registered Research Analyst under SEBI (Research Analyst) Regulations, 2014 having Registration no. INH000001766. NBSPL is also a registered Stock Broker with National Stock Exchange of India Limited, BSE Limited, Metropolitan Stock Exchange of India Limited, Multi Commodity Exchange of India Limited, National Commodity and Derivative Exchange Limited and Indian Commodity Exchange Limited in cash and Equity and Commodities derivatives segments.

NBSPL has other business divisions with independent research teams separated by Chinese walls, and therefore may, at times, have different or contrary views on stocks and markets.

NBSPL or its associates have not been debarred / suspended by SEBI or any other regulatory authority for accessing / dealing in securities Market. NBSPL, its associates or analyst or his relatives do not hold any financial interest (Except Investment) in the subject company. NBSPL or its associates or Analyst do not have any conflict or material conflict of interest at the time of publication of the research report with the subject company. NBSPL or its associates or Analyst or his relatives may or may not hold beneficial ownership of 1% or more in the subject company at the end of the month immediately preceding the date of publication of this research report.

NBSPL or its associates / analyst has not received any compensation / managed or co-managed public offering of securities of the company covered by Analyst during the past twelve months. NBSPL or its associates have not received any compensation or other benefits from the company covered by Analyst or third party in connection with the research report. Analyst has not served as an officer, director or employee of Subject Company. NBSPL / analyst has not been engaged in market making activity of the subject company.

Analyst Certification: The research analysts and authors of these reports, hereby certify that the views expressed in this research report accurately reflects my/our personal views about the subject securities, issuers, products, sectors or industries. It is also certified that no part of the compensation of the analyst(s) was, is, or will be directly or indirectly related to the inclusion of specific recommendations or views in this research. The analyst(s) principally responsible for the preparation of this research report and has taken reasonable care to achieve and maintain independence and objectivity in making any recommendations.

DISCLAIMER

This report is for the personal information of the authorized recipient and does not construe to be any investment, legal or taxation advice to you. NBSPL is not soliciting any action based upon it. Nothing in this research shall be construed as a solicitation to buy or sell any security or product, or to engage in or refrain from engaging in any such transaction. In preparing this research, we did not take into account the investment objectives, financial situation and particular needs of the reader.

This research has been prepared for the general use of the clients of NBSPL and must not be copied, either in whole or in part, or distributed or redistributed to any other person in any form. If you are not the intended recipient you must not use or disclose the information in this research in any way. Though disseminated to all the customers simultaneously, not all customers may receive this report at the same time. NBSPL will not treat recipients as customers by virtue of their receiving this report. This report is not directed or intended for distribution to or use by any person or entity resident in a state, country or any jurisdiction, where such distribution, publication, availability or use would be contrary to law, regulation or which would subject NBSPL & its group companies to registration or licensing requirements within such jurisdictions.

The report is based on the information obtained from sources believed to be reliable, but we do not make any representation or warranty that it is accurate, complete or up-to-date and it should not be relied upon as such. We accept no obligation to correct or update the information or opinions in it. NBSPL or any of its affiliates or employees shall not be in any way responsible for any loss or damage that may arise to any person from any inadvertent error in the information contained in this report. NBSPL or any of its affiliates or employees do not provide, at any time, any express or implied warranty of any kind, regarding any matter pertaining to this report, including without limitation the implied warranties of merchantability, fitness for a particular purpose, and non-infringement. The recipients of this report should rely on their own investigations.

This information is subject to change without any prior notice. NBSPL reserves its absolute discretion and right to make or refrain from making modifications and alterations to this statement from time to time. Nevertheless, NBSPL is committed to providing independent and transparent recommendations to its clients, and would be happy to provide information in response to specific client queries.

Before making an investment decision on the basis of this research, the reader needs to consider, with or without the assistance of an adviser, whether the advice is appropriate in light of their particular investment needs, objectives and financial circumstances. There are risks involved in securities trading. The price of securities can and does fluctuate, and an individual security may even become valueless. International investors are reminded of the additional risks inherent in international investments, such as currency fluctuations and international stock market or economic conditions, which may adversely affect the value of the investment. Opinions expressed are subject to change without any notice. Neither the company nor the director or the employees of NBSPL accept any liability whatsoever for any direct, indirect, consequential or other loss arising from any use of this research and/or further communication in relation to this research. Here it may be noted that neither NBSPL, nor its directors, employees, agents or representatives shall be liable for any damages whether direct or indirect, incidental, special or consequential including lost revenue or lost profit that may arise from or in connection with the use of the information contained in this report.

Copyright of this document vests exclusively with NBSPL. Our reports are also available on our website www.nirmalbang.com